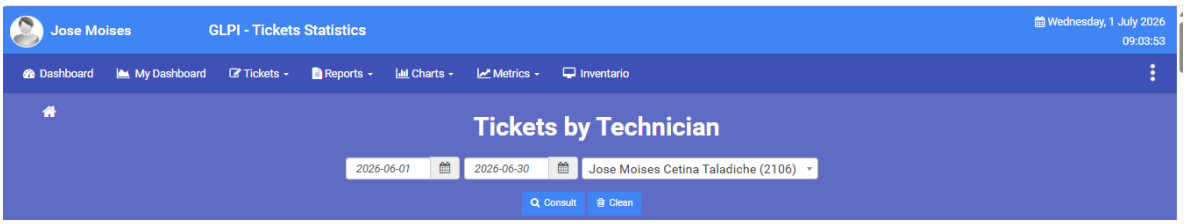
Jose Moises
GLPI - Tickets Statistics
Wednesday, 1 July 2026
09:03:53
Dashboard
My Dashboard
Tickets
Reports
Charts
Metrics
Inventario
Tickets by Technician
2026-06-01
2026-06-30
Jose Moises Cetina Taladiche (2106)
Consult
Clean

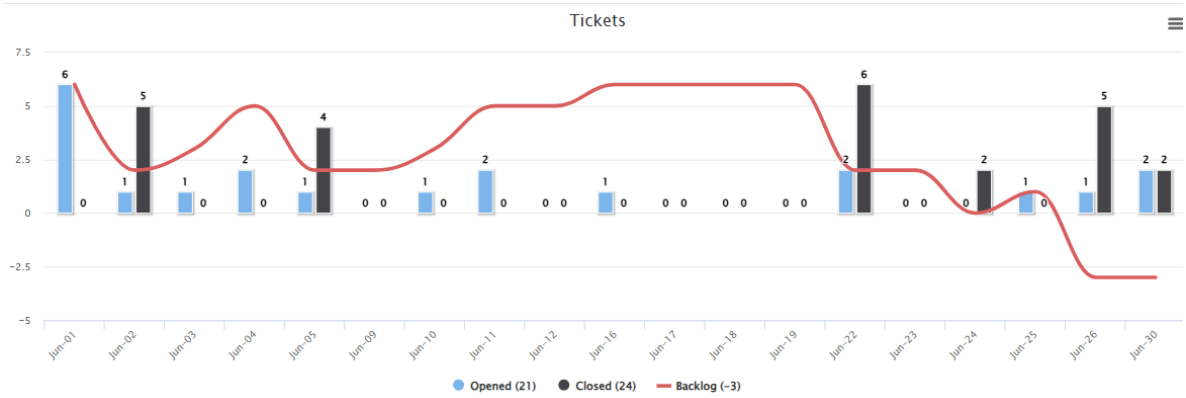
Tickets
Jun-01
Jun-02
Jun-03
Jun-04
Jun-05
Jun-09
Jun-10
Jun-11
Jun-12
Jun-16
Jun-17
Jun-18
Jun-19
Jun-22
Jun-23
Jun-24
Jun-25
Jun-26
Jun-30
Opened (21)
Closed (24)
Backlog (-3)

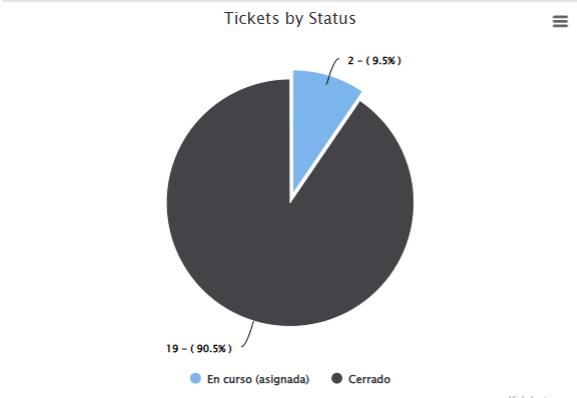
Tickets by Status
2 - (9.5%)
19 - (90.5%)
En curso (asignada)
Cerrado

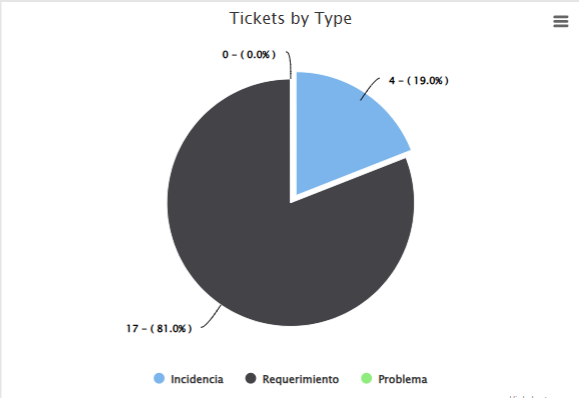
Tickets by Type
0 - (0.0%)
4 - (19.0%)
17 - (81.0%)
Incidencia
Requerimiento
Problema

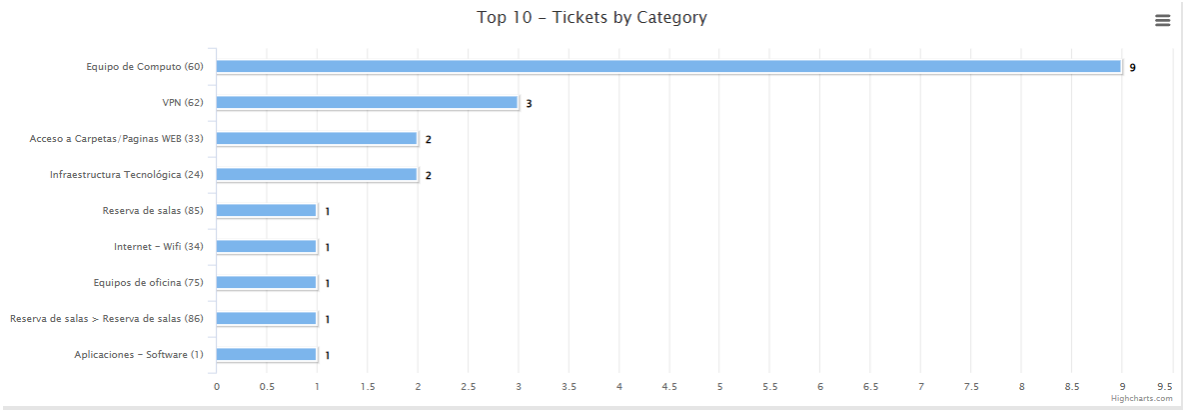
Top 10 - Tickets by Category
Equipo de Computo (60)
VPN (62)
Acceso a Carpetas/Paginas WEB (33)
Infraestructura Tecnológica (24)
Reserva de salas (85)
Internet - Wifi (34)
Equipos de oficina (75)
Reserva de salas > Reserva de salas (86)
Aplicaciones - Software (1)
Highcharts.com

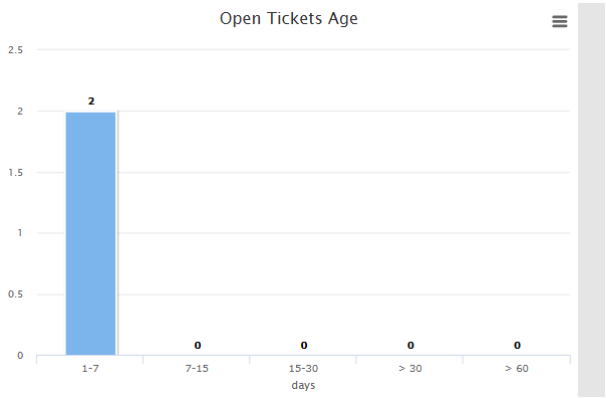
Open Tickets Age
2.5
2
1.5
1
0.5
0
2
0
0
0
0
1-7
7-15
15-30
> 30
> 60
days

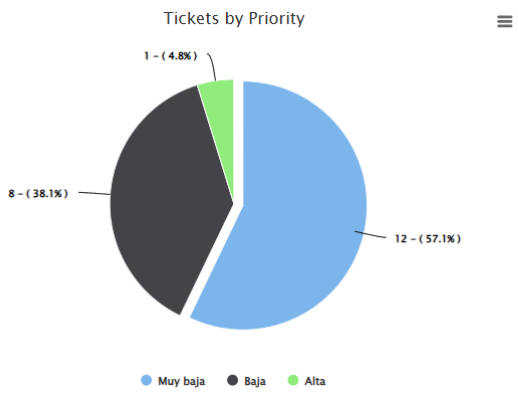
Tickets by Priority
1 - (4.8%)
8 - (38.1%)
12 - (57.1%)
Muy baja
Baja
Alta

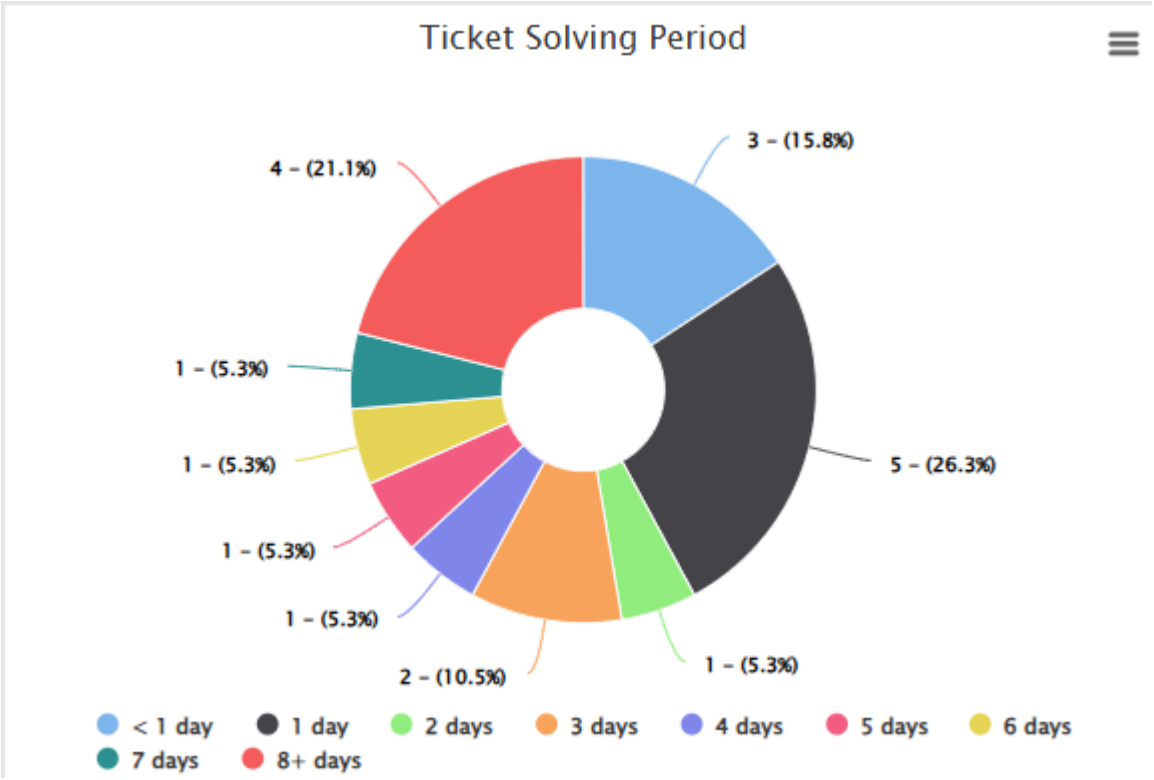
Ticket Solving Period
3 - (15.8%)
4 - (21.1%)
1 - (5.3%)
1 - (5.3%)
5 - (26.3%)
1 - (5.3%)
1 - (5.3%)
2 - (10.5%)
1 - (5.3%)
< 1 day
1 day
2 days
3 days
4 days
5 days
6 days
7 days
8+ days